


MotorGuide®





California Proposition 65 Overview	
What is Proposition 65?	Proposition 65 requires businesses to provide warnings to Californians about significant exposures to chemicals that cause cancer, birth defects or other reproductive harm. This enables Californians to make informed decisions about their exposures to these chemicals. Proposition 65 requires California to publish a list of chemicals known to cause cancer, birth defects or other reproductive harm. This list, which must be updated at least once a year, has grown to include approximately 900 chemicals since it was first published in 1987.
What does the warning look like?	 WARNING Cancer and reproductive harm – www.P65Warnings.ca.gov
What does a warning mean?	The product number associated with the warning could expose you to one or more of the chemicals on the list.
How do I learn more about Proposition 65?	Visit this website to learn more about Proposition 65. http://www.p65warnings.ca.gov/
Where do I find answers related to businesses?	http://www.p65warnings.ca.gov/sites/default/files/art_6_business_qa.pdf

3	MOTORGUIDE
5	MOTOR SELECTION OVERVIEW
6	PINPOINT® GPS
7	CHARTPLOTTER INTEGRATION
8	SONAR TECHNOLOGY
9	FRESHWATER MOTORS
11	TOUR PRO – CABLE STEER
13	TOUR – CABLE STEER
14	X3 – CABLE STEER
15	Xi5 – ELECTRIC STEER
17	Xi3 – ELECTRIC STEER
19	PONTOON MOTORS
20	HAND-OPERATED
21	SALTWATER MOTORS
23	Xi5 – ELECTRIC STEER
24	Xi3 – ELECTRIC STEER
25	HAND-OPERATED
27	ACCESSORIES
29	PROPS
31	MOTOR SPECIFICATIONS



THE FISHERMAN IS DIFFERENT.

Who else abandons a warm morning in a bed for a cold morning on the water? Who else wades waist-deep into the mud and weeds to rescue a lucky lure? Who else casts over and over with an unwavering confidence that the next cast will produce a fish?

MotorGuide trolling motors are built to live up to the willful determination of the fisherman, through purpose-driven design, intentional features and reliability that keeps fishermen on the water longer.

We've spent recent seasons with a renewed look at everything through the mind's eye of the fisherman, and we've quietly dedicated ourselves to creating the most durable, reliable and easiest-to-use trolling motors ever. Because we believe a trolling motor should do more than simply move a boat forward.

It should move fishing forward.

CHOOSE THE RIGHT TROLLING MOTOR FOR THE WAY YOU FISH.

Fishermen aren’t just different from the rest of the world. They’re different from each other. That’s why MotorGuide offers trolling motors for a wide range of fishermen, boats and fishing styles.

TOUR SERIES PREMIUM CABLE STEER

Our new Tour-tested, Tour-approved models offer more control and easier operation than ever before. With true cable steering controlled by a durable metal foot pedal, Tour Series trolling motors deliver silent, instantly responsive agility. A nitrogen-spring-powered Zero-G lift assist system requires half the effort to stow and deploy versus competitors. With available integrated HD+ universal sonar and the industry’s most accurate GPS, the Tour Series is nothing short of the best.

Xi SERIES ELECTRIC STEER

The wireless operation of the Xi Series adds simplicity and convenience to your days on the water. Experience the freedom of total control with high-tech options like integrated sonar, industry-leading Pinpoint® GPS and onscreen control displays from brands like Lowrance, Simrad and Mercury VesselView. The Xi Series also features effortless stow/deploy, quiet operation and best-in-class steering.

X SERIES CABLE STEER OR HAND-OPERATED

All X Series models are built with robust components for quiet, reliable operation. Foot-controlled models provide agile turns and improved boat control, even in challenging conditions. Several models are also available with hand-operated steering.

R SERIES TRANSOM MOUNT

Hand-operated motors available in a wide range of power levels and speed-control options for those seeking performance with value.

CHOOSING THE RIGHT TROLLING MOTOR FOR YOUR BOAT

POWER

A general guideline is 2 lbs. thrust for every 100 lbs. of total weight (boat, fuel, occupants, gear, etc.). If you frequently fish in strong currents or windy conditions, add 10 lbs. thrust.

SHAFT LENGTH

Measure from the top of the bow where the motor is mounted to the water line. Then add 20 inches to this measurement. Your ideal shaft length should be at least as long as the combined sum.



THE MOST ACCURATE GPS.

We get so close, it’s not even close. MotorGuide Pinpoint® GPS anchoring is **3x as precise** as our competitors’ best GPS anchoring technology. When you’re hunting for trophy fish, staying on a spot can make a big difference, and Pinpoint® GPS is the easiest, most accurate way to drop an anchor. Available on Tour Pro and Xi Series models.



ANCHOR

Lock in your GPS coordinates with the industry’s most accurate GPS – even in strong current and wind – for a digital anchor 3x as precise as the competition.



JOG

While anchored, use the Jog feature to shift your position in five-foot increments in any direction, as often as you want.



HEADING LOCK

Maintain your desired direction. Pinpoint® GPS keeps you on a straight-line course until Heading Lock is released.



CRUISE CONTROL

Maintain a constant speed using your GPS remote or compatible sonar display in tandem with multiple GPS functions like Heading Lock and Route Playback.



ROUTE RECORD/PLAYBACK

Record and store eight GPS locations and routes up to four miles long. Return to and rerun stored routes anytime.



YOUTUBE

Learn more about Pinpoint® GPS at motorguide.com or youtube.com/motorguide.



CHARTPLOTTER INTEGRATION

Experience ultimate boat control with MotorGuide chartplotter integration. Pair your Pinpoint® GPS-enabled Tour Pro or Xi Series trolling motor with compatible Lowrance, Simrad or Mercury VesselView displays for unmatched touchscreen navigation control. Save waypoints and routes for GPS navigation on command. Set and change your trolling speeds to fish at your pace. Draw custom routes and turns to target promising locations with real-time sonar data. Displays also provide motor function data, like prop power, boat speed, anchor location, heading and more.



YOU HAVE CONNECTIONS

TOUR PRO
Xi SERIES

	REQUIRED ACCESSORIES	LOWRANCE	SIMRAD	MERCURY VesselView
	NMEA 2000 STARTER KIT	HDS GEN 2 TOUCH HDS GEN 2 HDS GEN 3 HDS CARBON	NSS EV03 NSS EV02 NSO EV02 GO 7 & UP	903 703
	PINPOINT GPS® GATEWAY KIT NMEA 2000 STARTER KIT	ELITE-7 TI & TI2 ELITE-9 TI & TI2 ELITE-12 TI & TI2		

Don't have an Xi Series with GPS? Upgrade with **Xi SERIES PINPOINT® GPS UPGRADE KIT**



SONAR TECHNOLOGY

Don't get anchored to one system. MotorGuide extends freedom to your choice of complementary sonar. With a transducer integrated directly into the motor, MotorGuide has eliminated the need for additional trolling motor cabling, while still providing both 83/200 kHz traditional 2D views and 455/800 kHz high-definition views. Built-in thermometers in MotorGuide trolling motor nose cones also provide accurate real-time temperature readings to your sonar display screen.

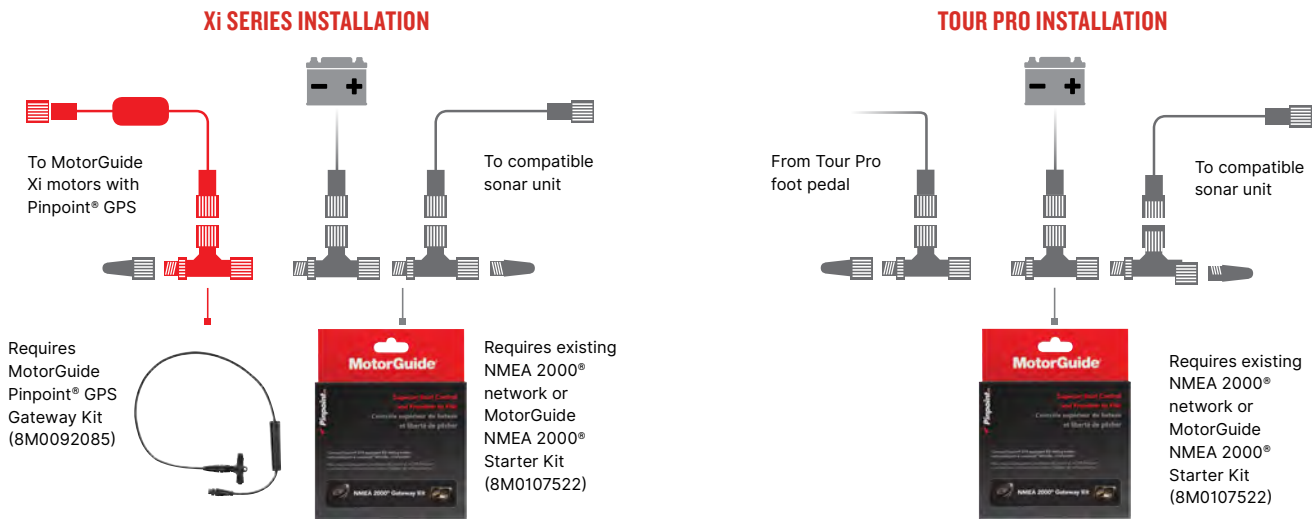


FREEDOM TO CONNECT

Xi SERIES
TOUR SERIES

	SONAR		LOWRANCE	SIMRAD	MERCURY VESSELVIEW	GARMIN	HUMMINBIRD	RAYMARINE
	2D UNIVERSAL SONAR	83/200 kHz TRADITIONAL 2D	•	•	•	•	•	•
	HD+ UNIVERSAL SONAR	83/200 kHz TRADITIONAL 2D	•	•	•	•	•	•
		455/800 kHz HIGH-DEF DOWN	•	•	•	•	•	

FOR ADDITIONAL COMPATIBILITY INFORMATION AND SPECIFICATIONS
Please reference the HD+ Universal Sonar Adapter Cable chart on page 27.



SYSTEM REQUIREMENTS

To enable chartplotter integration, motors must be connected to an existing NMEA 2000® network or be outfitted with a MotorGuide NMEA 2000® Starter Kit (page 28, part number 8M0107522). Xi Series motors with Pinpoint® GPS require a MotorGuide Pinpoint® GPS Gateway Kit (page 28, part number 8M0092085). Tour Pro models with Pinpoint® GPS connect directly to NMEA 2000® standard and do not require an additional Pinpoint® GPS Gateway Kit.

DIGITAL
POWER MANAGEMENT

FISH FURTHER.

Extend your battery life up to five times longer with MotorGuide Digital Power Management. Stay in total control with precise variable speed from 0% to 100% throttle. Smart, efficient design captures heat to save energy that would otherwise be lost. Additional digital safeguards prevent motor damage when operated in severe conditions.



BUILT TO WITHSTAND FISHERMEN

WHO DON'T KNOW WHEN TO QUIT.

FRESHWATER MOTORS

BACKED BY A
3-YEAR
WARRANTY



THE TOUR IS BACK.

TOUR PRO

THE ONLY TRUE CABLE STEER WITH GPS ANCHOR.

The MotorGuide Tour Pro takes everything we know about trolling motors and combines it to make the highest-performing motor on the market. Pinpoint® GPS anchoring to more accurately stay on the spots you want. Tour-tested durability. Effortless stowing and deploying for all-day fishing. Agile, quiet, instantly responsive cable steering. HD+ universal sonar capability for pairing with the sonar you want.

FRESHWATER
CABLE STEER
BOW MOUNT

AVAILABLE THRUST:
82, 109 lbs.

SPEED CONTROL:
Digital Variable

SHAFT LENGTH:
45 in.

 **Pinpoint**^{GPS}

 **THREE 3 YEAR**
WARRANTY

HD+


 **DIGITAL**
POWER MANAGEMENT



MOST ACCURATE GPS ANCHOR

The only true cable steer with GPS anchor. Pinpoint® GPS anchoring is 3x as precise as competitors, meaning you can stay on structure and fish, even in currents and wind. Features like Anchor, Jog, Heading Lock and Cruise Control put Tour Pro tech in a class of its own.



TOUR-TESTED DURABILITY

With a 360° breakaway mount, the Tour Pro is built for tough conditions and surprise rocks and stumps. A rugged two-piece shaft features an oversized metal outer column and an unbreakable inner composite shaft with lifetime warranty.



NO-FLEX METAL FOOT PEDAL

Solid steering system with metal upper foot pad and premium grip tape allows for no-flex, no-slip operation. Large push-control GPS Anchor, Heading Lock and Constant On buttons allow you to set your course and focus on fishing.



QUIET, EFFORTLESS STOWING AND DEPLOYING

Our Zero-G lift assist system requires half the effort needed versus competitors' assist mounts. Patented Bulldog latches bite down to lock in place but release on command for effortless stowing and deploying. The Tour Pro's powerful nitrogen gas spring makes light work of long days on the water.



HD+ UNIVERSAL SONAR COMPATIBILITY

Your boat, your choice. Pair the Tour Pro with the sonar of your choosing without routing external cables. See the world beneath your boat with traditional 83/200 kHz 2D sonar views or high-definition 455/800 kHz views available with major sonar brands. See page 8 for more info.

ADDITIONAL FEATURES:

- New best-in-class two-blade Katana prop.
- Integrated Bounce Buster™ and cable routing.
- Lithium-ion battery compatible.
- LED dashboard indicates power, battery and GPS status.
- Wireless GPS remote standard.

BACKED BY A
3-YEAR
WARRANTY



TOUR

FRESHWATER
CABLE STEER
BOW MOUNT

SO SILENT THE FISH MIGHT HEAR YOU PLOTTING.

Silent, responsive true cable steering. A Zero-G lift assist system for effortless stowing and deployment. Quietly powerful operation. Our Tour model delivers intuitive, user-friendly features and Tour-tested durability to ensure fishermen don't lose out on a single moment on the water.

AVAILABLE THRUST: 82, 109 lbs.
SPEED CONTROL: Digital Variable
SHAFT LENGTH: 45 in.



QUIET, EFFORTLESS STOWING AND DEPLOYING

Make light work of long days on the water with our Zero-G lift assist for effortless stowing and deploying. Half the required effort versus competitors' assist mounts. Patented Bulldog latches bite down to lock in place but release easily on command.



HD+ UNIVERSAL SONAR COMPATIBILITY

Pair with the sonar of your choice. With hardware already built into the nose cone, HD+ universal sonar setup is easy – just add the adapter cable corresponding to your sonar brand and start fishing.



TOUR-TESTED DURABILITY

With a durable metal foot pedal and a 360° breakaway mount, the Tour is built to withstand anything, including fishermen who don't know when to quit.

ADDITIONAL FEATURES:

- Durable metal pedal with premium no-slip grip.
- Integrated Bounce Buster™ and cable routing.
- Unbreakable inner composite shaft with lifetime warranty.
- Lithium-ion battery compatible.
- New best-in-class two-blade Katana prop.



X3

FRESHWATER
CABLE STEER
BOW MOUNT

BUILT AS TOUGH AS THE PLACES FISH LIVE.

A reputation for reliability doesn't happen overnight. It happens over tens of thousands of casts and too many fishing spots to count. X3 is overbuilt to handle it all, but at an unexpectedly fair price. With premium features like available Digital Power Management, X3 delivers a lot of bang for your buck.

AVAILABLE THRUST: 45, 55, 70 lbs.
SPEED CONTROL: 5 Speed, Digital Variable
SHAFT LENGTH: 36, 45, 50 in.



BEST-IN-CLASS CABLE STEER

When every inch matters, there's no substitute for precision. A dual cable pull-pull system makes pedal steering instantaneously responsive.



BUILT TOUGH

A rigid, aircraft-grade aluminum mount. Stainless steel bushings in key wear points. A rugged composite inner shaft surrounded by a stainless steel outer shaft. X3 takes durability seriously, so you can focus on fishing.



MOVE IN SILENCE

Composite locking pins and bushings create sturdy, rattle-free operation, helping you sneak up on fish. Precision bearings and reduced metal-on-metal interfaces mean X3 rides as silently in Hour 500 as it does in Hour 5.



ADDITIONAL FEATURES:

- Unbreakable inner composite shaft with lifetime warranty.
- Easy stow and deploy mount.
- Available Digital Power Management for up to 5x longer battery life.



Xi5

LOSE YOURSELF. BUT NEVER LOSE CONTROL.

Total control. Xi5 features a standard wireless GPS remote and foot pedal for operation from anywhere on the boat. With quiet, responsive electric steering and 50% faster steering rotation than competitors, it adds control to an otherwise unpredictable sport. Standard Pinpoint® GPS for GPS-assisted Anchor, Jog, Cruise Control and more.

**FRESHWATER
ELECTRIC STEER
BOW MOUNT**

AVAILABLE THRUST:
55, 80, 105 lbs.

SPEED CONTROL:
Digital Variable

SHAFT LENGTH:
48, 54, 60, 72 in.

Pinpoint® GPS

**TWO YEAR
WARRANTY**

SONAR

DIGITAL
POWER MANAGEMENT



PINPOINT® GPS

Pinpoint® offers industry-leading GPS navigation options, like 3x more precise Anchor, Jog, Heading Lock and Cruise Control.



TOUGH COMPOSITE SHAFT

Bend, but don't break. Built to withstand a beating from submerged rocks and stumps without giving in. Backed by a lifetime warranty.



WIRELESS CONTROL

Control from anywhere on the boat. Ready for use right out of the box with included wireless foot pedal and intuitive handheld remote control.



CHARTPLOTTER INTEGRATION

Add complete control by connecting your compatible Lowrance, Simrad or Mercury VesselView dashboard display through NMEA 2000® and a Pinpoint® GPS Gateway Cable.

ADDITIONAL FEATURES:

- Fully protected electronics with sealed corrosion protection.
- Digital Power Management for up to 5x longer battery life.
- Monitor motor functions with built-in LED dashboard.
- Available built-in 83/200 kHz 2D sonar.

Xi3

THE STRONG, SILENT TYPE. WITH BRAINS TO MATCH.

A long day of fishing can be hard work. But Xi3 is proof it doesn't have to be. Wireless control and optional GPS capabilities are ready right out of the box. Innovative SecureStep stowing and deploying means you can save your energy for fighting fish, rather than fighting your trolling motor. And with its fair price point, Xi3 provides relief for your wallet, too.

FRESHWATER
ELECTRIC STEER
BOW MOUNT

AVAILABLE THRUST:
45, 55, 70 lbs.

SPEED CONTROL:
Digital Variable

SHAFT LENGTH:
36, 48, 54, 60 in.



WIRELESS CONTROL

Control in the palm of your hand. Intuitive remote-control steering is ready for use right out of the box. Also compatible with optional wireless foot pedal.



EASY STOWING AND DEPLOYING

A large SecureStep lever allows fishermen to quickly and easily stow and deploy, saving you time and energy as you bounce from spot to spot.



OPTIONAL PINPOINT® GPS

Focus on fishing while Pinpoint® GPS technology wirelessly Jogs, Anchors, Replays Routes and more.



LED DASHBOARD

Easily monitor functions – even in bright conditions – with four LED notifications showing Power, Propeller Activity, Pinpoint® GPS status and Battery Life.

ADDITIONAL FEATURES:

- Digital Power Management for up to 5x longer battery life.
- 40% quieter than competitors.
- 50% easier to stow and deploy than the competition.
- Total control available with major sonar brand displays.



PONTOON MOTORS

Xi3

Simple installation, operation and removal. The intuitive Xi3 complements the laid-back pontoon lifestyle with a trolling motor that delivers cutting-edge tech and uncomplicated operation.



**FRESHWATER
ELECTRIC STEER
PONTOON**

AVAILABLE THRUST:
54, 68 lbs.

SPEED CONTROL:
Digital Variable

SHAFT LENGTH:
48 in.



ALWAYS IN CONTROL

Guide your pontoon from anywhere on the boat with wireless steering and an easy-to-use handheld remote control with no setup required.



EASY-ON, EASY-OFF

A trolling motor when you need it, additional space when you don't. Quickly and easily remove the Xi3 with our standard quick-release mounting bracket, included in box.

ADDITIONAL FEATURES:

- Pinpoint® GPS upgrade available.
- 50% easier to stow and deploy than competition.
- Up to 5x longer battery life from Digital Power Management.
- Optional wireless foot pedal steering.

X3

With both pontoon boats and trolling motors, ease of use and reliability is the name of the game. X3 excels in worry-free reliability, offering simple installation and Digital Power Management in a value-priced package.



**FRESHWATER
HAND-OPERATED
PONTOON**

AVAILABLE THRUST:
55, 70 lbs.

SPEED CONTROL:
Digital Variable

SHAFT LENGTH:
50 in.



DIGITAL POWER MANAGEMENT

Up to five times more efficient battery usage through smart heat-trapping design and variable throttle from 0% to 100%.



TOUGH COMPOSITE SHAFT

Protection from underwater surprises with a bend-but-don't-break construction and the confidence of a lifetime warranty.

ADDITIONAL FEATURES:

- Simple mount and installation.
- Easy stow and deploy.
- Durable, uncomplicated design.
- Powerful, weedless dual-blade prop.
- Instant throttle response.

HAND-OPERATED MOTORS

MotorGuide tiller-steered trolling motors deliver value and reliability across a wide range of power options. And with Digital Variable speed control and the MotorGuide Digital Power Management system, every model is built for long days of hard work on the water. All models feature a Machete three-blade prop.

X5

**FRESHWATER
HAND-OPERATED
BOW MOUNT**

AVAILABLE THRUST:
80 lbs.

SPEED CONTROL:
Digital Variable

SHAFT LENGTH:
50 in.



FEATURES:

- Wide, stable bracket mount with breakaway mechanism.
- Ergonomic, extendable twist-tiller handle.
- Composite shaft with lifetime warranty.

X3

**FRESHWATER
HAND-OPERATED
BOW MOUNT**

AVAILABLE THRUST:
45, 55, 70 lbs.

SPEED CONTROL:
5/2, Digital Variable

SHAFT LENGTH:
50 in.



FEATURES:

- Wide, stable aluminum bracket mount.
- Ergonomic, extendable twist-tiller handle.
- Available five forward speeds and two reverse speeds.

R5

**FRESHWATER
HAND-OPERATED
TRANSOM MOUNT**

AVAILABLE THRUST:
70, 80, 105 lbs.

SPEED CONTROL:
Digital Variable

SHAFT LENGTH:
42 in.



FEATURES:

- Aluminum alloy construction and stainless steel hinge pins.
- Easy-to-use tilt/stow/deploy mechanism.
- Ergonomic, extendable twist-tiller handle.
- Reversible motor head for bow or backtrolling operation.

R3

**FRESHWATER
HAND-OPERATED
TRANSOM MOUNT**

AVAILABLE THRUST:
30, 40, 45, 55 lbs.

SPEED CONTROL:
5/2, Digital Variable

SHAFT LENGTH:
30, 36, 42 in.



FEATURES:

- Industry-leading transom mount.
- Reversible motor head for bow or backtrolling operation.
- Ergonomic, extendable twist-tiller handle.
- Available five forward speeds and two reverse speeds.

YOUR OBSESSION

HAS MET ITS ENABLER.



SALTWATER MOTORS



Xi5

SALTWATER
ELECTRIC STEER
BOW MOUNT

STAY CONNECTED. STAY IN CONTROL.

Explore the boat beyond your bow. With an available handheld Pinpoint® GPS remote and total motor control through Gateway connectivity, the high-tech Xi5 gives you even more freedom while fishing. Xi5's silent motor operation could also mean the difference between spooking a trophy fish and catching one.



AVAILABLE THRUST: 55, 80, 105 lbs.
SPEED CONTROL: Digital Variable
SHAFT LENGTH: 48, 54, 60, 72 in.



PINPOINT® GPS

MotorGuide's industry-leading Pinpoint® GPS delivers intuitive navigation options like Jog, Route Playback and GPS Anchor that is 3x as precise as our competitors.



RESPONSIVE ELECTRIC STEER

Our wireless electric steering rotates the composite shaft 50% faster than competitors, allowing for unmatched agility and instantly responsive control.



CHARTPLOTTER INTEGRATION

Connect your Lowrance, Simrad or Mercury VesselView dashboard display through NMEA 2000® and a Pinpoint® GPS Gateway Cable to enable effortless total control.

ADDITIONAL FEATURES:

- 50% faster steering rotation than competitors.
- Digital Power Management for up to 5x longer battery life.
- Proprietary three-coat corrosion protection.
- Available wireless foot pedal.
- Powerful three-blade Machete prop.
- Unbreakable composite shaft with lifetime warranty.

Xi3

SALTWATER
ELECTRIC STEER
BOW MOUNT

SILENT, INTUITIVE, EFFORTLESS OPERATION.

Xi3 delivers high performance and unmatched value in a reliable, corrosion-resistant package. A handheld remote frees you to move about the boat untethered while maintaining responsive wireless control over your trolling motor. And with available Pinpoint® GPS navigation, it's never been easier to keep your focus on the fish.



AVAILABLE THRUST: 55, 70 lbs.
SPEED CONTROL: Digital Variable
SHAFT LENGTH: 48, 54, 60 in.



EASY STOW AND DEPLOY

Stand, step and secure. Stay on the move with quick, effortless stowing and deploying from the SecureStep quick release system.



DURABLE AND RELIABLE

All Xi Series lower units are treated with our proprietary three-coat anti-corrosion process to ensure a long, full lifetime in abusive saltwater conditions.



ALWAYS IN CONTROL

With a handheld remote control, available Pinpoint® GPS controls and an optional wireless foot pedal, the Xi Series gives you the freedom to roam.

ADDITIONAL FEATURES:

- 40% quieter operation than competitors.
- 50% easier to deploy.
- Unbreakable composite shaft with lifetime warranty.
- Powerful three-blade Machete prop.
- Digital Power Management for up to 5x longer battery life.
- Sophisticated steering transmission.

HAND-OPERATED MOTORS

Across a wide range of power options, MotorGuide's tiller-steered saltwater trolling motors deliver reliability with value. Our three-coat corrosion-protection process and Digital Power Management system ensure that every model is a workhorse built for easy, all-day dependability. All models feature a Machete three-blade prop.

X5

SALTWATER
HAND-OPERATED
BOW MOUNT



AVAILABLE THRUST:
80, 105 lbs.

SPEED CONTROL:
Digital Variable

SHAFT LENGTH:
50, 60 in.

FEATURES:

- Wide, stable aluminum alloy bracket mount.
- Composite bushings in wear areas for durability and quiet operation.
- Ergonomic, extendable twist-tiller handle.
- Unbreakable composite shaft with lifetime warranty.

X3

SALTWATER
HAND-OPERATED
BOW MOUNT



AVAILABLE THRUST:
55, 70 lbs.

SPEED CONTROL:
Digital Variable

SHAFT LENGTH:
50 in.

FEATURES:

- Ergonomic, extendable twist-tiller handle.
- Wide, stable aluminum alloy bracket mount.
- Unbreakable composite shaft with lifetime warranty.
- Composite bushings in wear areas for durability and quiet operation.

R5

SALTWATER
HAND-OPERATED
TRANSOM MOUNT



AVAILABLE THRUST:
80, 105 lbs.

SPEED CONTROL:
Digital Variable

SHAFT LENGTH:
42, 50 in.

FEATURES:

- Aluminum alloy mount with stainless steel locking pins.
- Easy-to-use tilt/stow/deploy mechanism.
- Ergonomic, extendable twist-tiller handle.

R3

SALTWATER
HAND-OPERATED
TRANSOM MOUNT



AVAILABLE THRUST:
45, 55 lbs.

SPEED CONTROL:
Digital Variable

SHAFT LENGTH:
18, 36 in.

FEATURES:

- Aluminum alloy mount with stainless steel locking pins.
- Easy-to-use tilt/stow/deploy mechanism.
- Ergonomic, extendable twist-tiller handle.

DON'T JUST CHOOSE A BETTER SPOT.

CHOOSE A BETTER WAY TO GET THERE.

RIGGING

TROLLING MOTOR POWER PLUG

Two-prong 12-, 24- or 36-volt power plug provides a solid, safe connection. **8M4000953** ⚠️



8-GAUGE BATTERY CABLE AND TERMINALS WITH 50-AMP MANUAL RESET BREAKER

Protects motor from electrical surges. **MM309922T** ⚠️



MANUAL RESET BREAKERS

Protects motor and wiring from connection failures. Simple push-button reset.



MM5870 ⚠️
(50-AMP)



8M0064076
(60-AMP)



QUICK CLAMP BATTERY CONNECTORS

Heavy-duty connector for quick battery removal, charging and storage. **8M0092072** ⚠️



TROLLING MOTOR RECEPTACLE

Includes composite mounting plate. For use with 8- and 16-gauge wires. **8M0092066** ⚠️



TROLLING MOTOR REPLACEMENT PLUG

Easy connection with Trolling Motor Receptacle. For use with 8- and 16-gauge wires. **8M0092065** ⚠️



TROLLING MOTOR RECEPTACLE 6-GAUGE ADAPTER

Accepts 6-gauge wire. For use with Trolling Motor Receptacle. **8M0092067** ⚠️

TROLLING MOTOR POWER RECEPTACLE

Matching two-prong 12-, 24- or 36-volt receptacle for bow-panel installation. **8M4000954** ⚠️



2D UNIVERSAL SONAR ADAPTER CABLES

(83/200 kHz TRADITIONAL 2D)
2D Motors ship standard with Lowrance 7-pin blue/gray connector.

LOWRANCE 6

8M4001959 ⚠️



GARMIN 6-PIN

8M4001961



VEXILAR 3-PIN

8M4001960 ⚠️



HUMMINBIRD 7-PIN

8M4001962



HD+ UNIVERSAL SONAR ADAPTER CABLES

Provides 2D 83/200 kHz and HD 455/800 kHz views beneath the trolling motor.

PART NUMBER	HD+ SONAR ADAPTER CABLE	COMPATIBLE WITH
8M4004174 ⚠️	LOWRANCE 9-PIN HD+ SONAR ADAPTER CABLE	Lowrance HDS and Elite Ti2 units with black 9-pin Xsonic transducer port.
8M4004175 ⚠️	LOWRANCE 7-PIN HD+ SONAR ADAPTER CABLE	Lowrance HDS, HDS Gen2, HDS Gen3, HDS Carbon, Elite Ti, Hook and Hook 2 units with blue 7-pin transducer port.
8M4004177 ⚠️	HUMMINBIRD 7-PIN HD+ SONAR ADAPTER CABLE	Most Humminbird Helix and most older models (PiranhaMax 155, 300, 500, 600, 700, 800, 900 and 1100 Series).
8M4004176 ⚠️	HUMMINBIRD 11-PIN HD+ SONAR ADAPTER CABLE	Humminbird Solix and Onix Series.
8M4004178 ⚠️	GARMIN 8-PIN HD+ SONAR ADAPTER CABLE	Garmin GPSmap, echoMAP, echoMAP CHIRP and echoMAP Plus.
8M4004180 ⚠️	RAYMARINE HD+ AXIOM SONAR ADAPTER CABLE	Raymarine Axiom and Axiom Pro Series. <i>*2D 83/200 kHz sonar only.</i>
8M4004179 ⚠️	RAYMARINE HD+ ELEMENT SONAR ADAPTER CABLE	Raymarine Element Series. <i>*2D 83/200 kHz sonar only.</i>
8M4004245 ⚠️	MOTORGUIDE HD+ SONAR EXTENSION CABLE 15'	Extends the length of MotorGuide's built-in HD+ universal sonar 15' for flexible installations. Connects directly to MotorGuide adapter attached to the trolling motor.

WIRELESS CONTROLS

Xi SERIES WIRELESS REMOTE

Handheld remote must be synced to trolling motor. **8M0092068** ⚠️



Xi SERIES WIRELESS FOOT PEDAL

Intuitive heel-toe operation controls steering to make quiet, precise turns that are 50% faster than competitors. **8M0092069** ⚠️



PINPOINT® GPS

Xi SERIES PINPOINT® GPS UPGRADE KIT

GPS receiver and two digital compasses provide accurate positioning data for precise autopilot navigation. **8M0092070** ⚠️



PINPOINT® GPS REPLACEMENT REMOTE

8M0092071 ⚠️



NMEA 2000® STARTER KIT

Installs the required NMEA 2000® network for Pinpoint® GPS navigation. **8M0107522** ⚠️



Xi SERIES PINPOINT® GPS GATEWAY KIT

Seamlessly integrates MotorGuide Xi Series motors with sonar GPS steering technologies. **8M0092085** ⚠️



MOUNTING

UNIVERSAL QUICK-RELEASE BRACKET

Quickly attach or remove any cable- or electric-steer motors. **8M0095972** ⚠️



UNIVERSAL QUICK-RELEASE BRACKET TOP PLATE

Quickly and easily swap motors. **8M0095973** ⚠️



REMOVABLE MOUNT

Makes motor installation and removal quick and easy. Universal hole patterns. Compatible with Gator® Flex 360, 20.8, 21, 21R, 24, 24R, X3, X3D and X5 mounts.

Black **MGA501A2** ⚠️



White **MGA515A2** ⚠️



Xi SERIES QUICK-RELEASE BRACKETS

White Composite
8M0092063 ⚠️



Black Composite
8M0120717 ⚠️



Black Aluminum
8M0092064



TOUR SERIES TIE-DOWN STRAP

Compatible with Tour and Tour Pro models. **8M4004181** ⚠️



TOUR SERIES BOUNCE BUSTER™ KIT

Protects your trolling motor from damage when stowed. Compatible with Tour Series. **8M4004182** ⚠️



RAM® MOUNT TROLLING MOTOR STABILIZER

Prevents damage to trolling motor shaft and head in rough conditions. Suitable for either freshwater or saltwater.

Standard **8M4000977** ⚠️
Long **8M4000978** ⚠️



UNIVERSAL EXTENSION HANDLE

Extends handle on most popular hand-steered tiller motors. **MGA503A1** ⚠️



MOUNTING ISOLATORS

Absorbs shock and protects electronics. Four per package. **MGA015PB6** ⚠️

TROLLING MOTOR MOUNTING KIT

Absorbs shock and protects electronics. Steel bolts and washers fit all trolling motors. Four per package. **8M4000873** ⚠️



⚠️ See page 1 to learn more about California Proposition 65.

See MotorGuide.com for more details.

⚠️ See page 1 to learn more about California Proposition 65.

PROPS

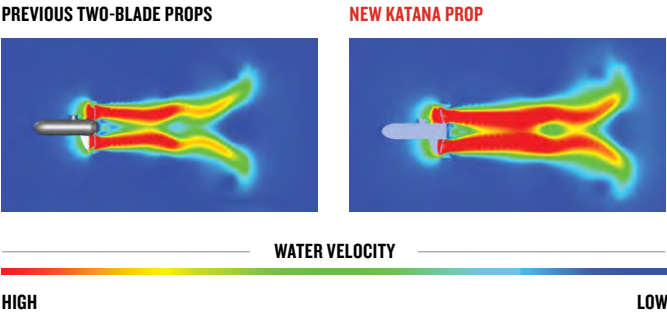


Hub size: 3.5"
8M4004173



Our new Katana two-blade weedless prop combines NASA's hydrofoil design and Mercury Outboard Propeller's industry-leading technology for the most powerful and efficient trolling motor prop on the market. Katana props deliver more power and up to 30% more battery efficiency compared to previous props and excel in current, shallow- and open-water applications.

10.25" diameter, constructed of American-made engineered polymer. Standard on Tour Pro and Tour, or easily repower any existing MotorGuide trolling motor with a 3.5" hub. Prop kit includes prop pin, nut and washer.



GRAY MACHETE III
Hub size: 3.5"
MGA089G



UPGRADE TO ALUMINUM MACHETE III
Hub size: 3.5"
MGA087M



Machete III is MotorGuide's tried and true 3-blade propeller - ideal for open water or offshore fishing. Available in composite gray or aluminum, Machete III packs the power you want and efficiency you expect from a MotorGuide propeller. Machete III comes standard on all Xi Series motors and works with any MotorGuide trolling motor with a 3.5" hub. Prop kit includes prop pin, nut and washer.



POWER PROP
Hub size: 3"

Compatible with R3-30 lb 30" shaft.

MGA0476B



NINJA™ PROP WRENCH
Allows quick prop changes. Comes with spare prop nut and two prop pins.



















































MGA050B6

EVERYTHING A FISHERMAN NEEDS

AND NOTHING THEY DON'T.



See page 1 to learn more about California Proposition 65.

MODEL	PART NUMBER	PROP 65	PEAK THRUST	SHAFT LENGTH	MAX AMP DRAW	VOLTAGE
FRESHWATER—CABLE STEER						
TR PRO-82 45" GPS	941900020		82 LB	45"	56	24
TR PRO-109 45" GPS	941900030		109 LB	45"	41	36
TR PRO-82 45" GPS HD+SNR	941900040		82 LB	45"	56	24
TR PRO-109 45" GPS HD+SNR	941900050		109 LB	45"	41	36
TR-82 45"	942100020		82 LB	45"	56	24
TR-109 45"	942100030		109 LB	45"	41	36
TR-82 45" HD+SNR	942100040		82 LB	45"	56	24
TR-109 45" HD+SNR	942100050		109 LB	45"	41	36
X3-45FW 36"	940200050		45 LB	36"	38	12
X3-45FW 45"	940200060		45 LB	45"	38	12
X3-45FW 50"	940200070		45 LB	50"	38	12
X3-55FW 36"	940200080		55 LB	36"	52	12
X3-55FW 45"	940200090		55 LB	45"	52	12
X3-55FW 50"	940200100		55 LB	50"	52	12
X3-70FW 45"	940200110		70 LB	45"	42	24
X3-70FW 50"	940200120		70 LB	50"	42	24
X3-55FW 36" DIGITAL	940200220		55 LB	36"	52	12
X3-55FW 45" DIGITAL	940200170		55 LB	45"	52	12
X3-70FW 45" DIGITAL	940200180		70 LB	45"	42	24
FRESHWATER—ELECTRIC STEER						
Xi5-55FW 48" GPS 2D SNR	940800211		55 LB	48"	52	12
Xi5-55FW 54" GPS 2D SNR	940800220		55 LB	54"	52	12
Xi5-80FW 45" GPS 2D SNR	940800270		80 LB	45"	56	24
Xi5-80FW 54" GPS 2D SNR	940800230		80 LB	54"	56	24
Xi5-80FW 60" GPS 2D SNR	940800240		80 LB	60"	56	24
Xi5-80FW 72" GPS 2D SNR	940800350		80 LB	72"	56	24
Xi5-105FW 48" GPS 2D SNR	940800280		105 LB	48"	41	36
Xi5-105FW 54" GPS 2D SNR	940800250		105 LB	54"	41	36
Xi5-105FW 60" GPS 2D SNR	940800260		105 LB	60"	41	36
Xi5-105FW 72" GPS 2D SNR	940800360		105 LB	72"	41	36
Xi3-45FW 48"	940700140		45 LB	48"	38	12
Xi3-55FW 36"	940700270		55 LB	36"	52	12
Xi3-55FW 48"	940700160		55 LB	48"	52	12
Xi3-55FW 54"	940700170		55 LB	54"	52	12
Xi3-55FW 60"	940700180		55 LB	60"	52	12
Xi3-70FW 54"	940700190		70 LB	54"	42	24
Xi3-70FW 60"	940700200		70 LB	60"	42	24
Xi3-55FW 54" 2D SNR	940700060		55 LB	54"	52	12
Xi3-70FW 54" 2D SNR	940700070		70 LB	54"	42	24
Xi3-70FW 60" 2D SNR	940700080		70 LB	60"	42	24
Xi3-55FW 36" GPS	940700270		55 LB	36"	52	12
Xi3-55FW 48" GPS	940700010		55 LB	48"	52	12
Xi3-55FW 54" GPS	940700020		55 LB	54"	52	12
Xi3-70FW 54" GPS	940700030		70 LB	54"	42	24
Xi3-55FW 54" GPS 2D SNR	940700100		55 LB	54"	52	12
Xi3-70FW 54" GPS 2D SNR	940700120		70 LB	54"	42	24
Xi3-70FW 60" GPS 2D SNR	940700130		70 LB	60"	42	24
FRESHWATER—PONTOON						
Xi3-54FW 48" PONTOON	940700210		54 LB	48"	52	12
Xi3-68FW 48" PONTOON	940700220		68 LB	48"	42	24
X3-55FW 50" DIGITAL PONTOON	940200230		55 LB	50"	42	12
X3-70FW 50" DIGITAL PONTOON	940200270		70 LB	50"	42	24

[illegible]

MODEL	PART NUMBER	PROP 65	PEAK THRUST	SHAFT LENGTH	MAX AMP DRAW	VOLTAGE
FRESHWATER—HAND-OPERATED						
X5-80FW 50" DIGITAL	940500220	⚠	80 LB	50"	56	24
X3-45FW 50"	940200200	⚠	45 LB	50"	44	12
X3-55FW 50"	940200210	⚠	55 LB	50"	49	12
X3-70FW 50"	940200250	⚠	70 LB	50"	42	24
X3-55FW 50" DIGITAL	940200190	⚠	55 LB	50"	49	12
X3-70FW 50" DIGITAL	940200260	⚠	70 LB	50"	42	24
R5-70FW 42" DIGITAL	940300030	⚠	70 LB	42"	42	24
R5-80FW 42" DIGITAL	940300040	⚠	80 LB	42"	56	24
R5-105FW 42" DIGITAL	940300050	⚠	105 LB	42"	36	36
R3-30FW 30"	940100170	⚠	30 LB	30"	36	12
R3-40FW 36"	940100160	⚠	40 LB	36"	42	12
R3-45FW 36"	940100150	⚠	45 LB	36"	44	12
R3-55FW 36"	940100140	⚠	55 LB	36"	49	12
R3-40FW 36" DIGITAL	940100200	⚠	40 LB	36"	42	12
R3-45FW 36" DIGITAL	940100180	⚠	45 LB	36"	44	12
R3-55FW 36" DIGITAL	940100190	⚠	55 LB	36"	59	12
R3-55FW 42" DIGITAL	940100210	⚠	55 LB	42"	59	12
SALTWATER—ELECTRIC STEER						
Xi5-55SW 54" GPS	941700080	⚠	55 LB	54"	52	12
Xi5-80SW 48" GPS	941700110	⚠	80 LB	48"	56	24
Xi5-80SW 60" GPS	941700090	⚠	80 LB	60"	56	24
Xi5-105SW 60" GPS	941700100	⚠	105 LB	60"	41	36
Xi5-105SW 72" GPS	941700170	⚠	105 LB	72"	41	36
Xi3-55SW 48"	941600010	⚠	55 LB	48"	52	12
Xi3-55SW 54"	941600020	⚠	55 LB	54"	52	12
Xi3-70SW 54"	941600030	⚠	70 LB	54"	42	24
Xi3-70SW 60"	941600040	⚠	70 LB	60"	42	24
Xi3-55SW 48" GPS	941600050	⚠	55 LB	48"	52	12
Xi3-55SW 54" GPS	941600060	⚠	55 LB	54"	52	12
Xi3-70SW 54" GPS	941600070	⚠	70 LB	54"	42	24
Xi3-70SW 60" GPS	941600080	⚠	70 LB	60"	42	24
SALTWATER—HAND-OPERATED						
X5-80SW 50" DIGITAL	941400040	⚠	80 LB	50"	56	24
X5-80SW 60" DIGITAL	941400050	⚠	80 LB	60"	56	24
X5-105SW 50" DIGITAL	941400060	⚠	105 LB	50"	36	36
X5-105SW 60" DIGITAL	941400070	⚠	105 LB	60"	36	36
X3-55SW 50" DIGITAL	941300010	⚠	55 LB	50"	49	12
X3-70SW 50" DIGITAL	941300020	⚠	70 LB	50"	42	24
R5-80SW 42" DIGITAL	941100010	⚠	80 LB	42"	56	24
R5-105SW 50" DIGITAL	941100020	⚠	105 LB	50"	36	36
R3-45SW 36" DIGITAL	941000010	⚠	45 LB	36"	44	12
R3-55SW 36" DIGITAL	941000020	⚠	55 LB	36"	59	12

SPEED CONTROL/ MOTOR DIRECTIONS	STEERING	DIRECTIONAL INDICATOR	PROPELLER	INTEGRATED SONAR	PINPOINT® GPS	PINPOINT® GPS GATEWAY
Digital Variable Forward/Reverse	Twist/Handle Extendable	–	3bl Machete	–	–	–
5 Forward/2 Reverse	Twist/Handle Extendable	–	3bl Machete	–	–	–
5 Forward/2 Reverse	Twist/Handle Extendable	–	3bl Machete	–	–	–
5 Forward/2 Reverse	Twist/Handle Extendable	–	3bl Machete	–	–	–
Digital Variable Forward/Reverse	Twist/Handle Extendable	–	3bl Machete	–	–	–
Digital Variable Forward/Reverse	Twist/Handle Extendable	–	3bl Machete	–	–	–
Digital Variable Forward/Reverse	Twist/Handle	–	3bl Machete	–	–	–
Digital Variable Forward/Reverse	Twist/Handle	–	3bl Machete	–	–	–
Digital Variable Forward/Reverse	Twist/Handle	–	3bl Machete	–	–	–
5 Forward/2 Reverse	Twist/Handle	–	3bl Machete	–	–	–
5 Forward/2 Reverse	Twist/Handle	–	3bl Machete	–	–	–
5 Forward/2 Reverse	Twist/Handle	–	3bl Machete	–	–	–
5 Forward/2 Reverse	Twist/Handle	–	3bl Machete	–	–	–
Digital Variable Forward/Reverse	Twist/Handle	–	3bl Machete	–	–	–
Digital Variable Forward/Reverse	Twist/Handle	–	3bl Machete	–	–	–
Digital Variable Forward/Reverse	Twist/Handle	–	3bl Machete	–	–	–
Digital Variable Forward/Reverse	Twist/Handle	–	3bl Machete	–	–	–
Digital Variable Forward	Pinpoint® GPS Remote	–	3bl Machete	–	Yes	Compatible
Digital Variable Forward	Pinpoint® GPS Remote	–	3bl Machete	–	Yes	Compatible
Digital Variable Forward	Pinpoint® GPS Remote	–	3bl Machete	–	Yes	Compatible
Digital Variable Forward	Pinpoint® GPS Remote	–	3bl Machete	–	Yes	Compatible
Digital Variable Forward	Pinpoint® GPS Remote	–	3bl Machete	–	Yes	Compatible
Digital Variable Forward	Wireless Remote	–	3bl Machete	–	–	Compatible
Digital Variable Forward	Wireless Remote	–	3bl Machete	–	–	Compatible
Digital Variable Forward	Wireless Remote	–	3bl Machete	–	–	Compatible
Digital Variable Forward	Wireless Remote	–	3bl Machete	–	–	Compatible
Digital Variable Forward	Pinpoint® GPS Remote	–	3bl Machete	–	Yes	Compatible
Digital Variable Forward	Pinpoint® GPS Remote	–	3bl Machete	–	Yes	Compatible
Digital Variable Forward	Pinpoint® GPS Remote	–	3bl Machete	–	Yes	Compatible
Digital Variable Forward	Pinpoint® GPS Remote	–	3bl Machete	–	Yes	Compatible
Digital Variable Forward/Reverse	Twist/Handle Extendable	–	3bl Machete	–	–	–
Digital Variable Forward/Reverse	Twist/Handle Extendable	–	3bl Machete	–	–	–
Digital Variable Forward/Reverse	Twist/Handle Extendable	–	3bl Machete	–	–	–
Digital Variable Forward/Reverse	Twist/Handle Extendable	–	3bl Machete	–	–	–
Digital Variable Forward/Reverse	Twist/Handle Extendable	–	3bl Machete	–	–	–
Digital Variable Forward/Reverse	Twist/Handle	–	3bl Machete	–	–	–
Digital Variable Forward/Reverse	Twist/Handle	–	3bl Machete	–	–	–
Digital Variable Forward/Reverse	Twist/Handle	–	3bl Machete	–	–	–
Digital Variable Forward/Reverse	Twist/Handle	–	3bl Machete	–	–	–

CATMG2020

Copyright © MotorGuide 2019 All Rights Reserved

Consumer Service: 1-920-929-5040

Eagle, HDS and Lowrance are registered trademarks of Navico. Garmin is a registered trademark of Garmin Ltd. MotorGuide, Mercury Marine, Mercury Propellers, Machete and Pinpoint are registered trademarks of Brunswick Corporation. WideBite and Bounce Buster are trademarks of Brunswick Corporation. Humminbird is a trademark of Johnson Outdoors, Inc. VELCRO is a registered trademark of Velcro Industries B.V. Vexilar is a registered trademark of Vexilar, Inc.